

MATCH LINE
SEE SHEET 10

MATCH LINE
SEE SHEET 12



0 50 100
SCALE IN FEET



Washington State
Department of Transportation

LOCHNER

I-5
JBLM VICINITY
CONGESTION RELIEF PROJECT

3/3/2016
PLAN REF NO

SHEET
11
OF
30
SHEETS



STA BP 102+00

STA BP 115+00

41ST DIVISION DR

ML 280+00

ML 285+00

SB I-5

ML 290+00

MR 280+00

MR 285+00

NB I-5

MR 290+00

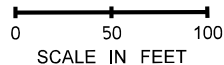
STA ML 293+00

MATCH LINE
STA MR 293+00
SEE SHEET 13

MATCH LINE
STA MR 279+00
SEE SHEET 10

STA ML 279+00

MATCH LINE
SEE SHEET 11



Washington State
Department of Transportation

LOCHNER

I-5
JBLM VICINITY
CONGESTION RELIEF PROJECT

3/3/2016
PLAN REF NO

SHEET
12
OF
30
SHEETS



STA BP 115+00

STA ML 293+00

MATCH LINE
STA MR 293+00
SEE SHEET 12

120+00

125+00

STA BP 129+00

STA ML 307+00

MATCH LINE
STA MR 307+00
SEE SHEET 14

NCO BEACH RD

ML 300+00

MR 300+00

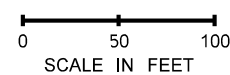
NB I-5

ML 305+00

MR 305+00

MR 295+00

ML 295+00



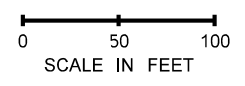
Washington State
Department of Transportation

LOCHNER

I-5
JBLM VICINITY
CONGESTION RELIEF PROJECT

3/3/2016
PLAN REF NO

SHEET
13
OF
30
SHEETS



Washington State
Department of Transportation

LOCHNER

I-5
JBLM VICINITY
CONGESTION RELIEF PROJECT

3/3/2016
PLAN REF NO

SHEET
14
OF
30
SHEETS